

Project Name	Type
Catalog #	Date

# SLIM PROFILE STRIP



### APPLICATIONS

- Commercial Spaces
- Corridors & Stairwells
- Cove Lighting
- Retail Spaces
- Industrial & Manufacturing
- Warehouse & Storage Facilities

### APPROVALS

- ETL Listed
- Complies with UL 1598 and CSA C22.2
- BAA Compliant
- RoHS Compliant
- ATAL Tested [www.ata-labs.com](http://www.ata-labs.com)
- Select models DLC Qualified. For a complete list of DLC Qualified products visit: <https://www.xtralight.com/dlc> or <https://qpl.designlights.org>



### FEATURES

- Lumen packages ranging from 1500L to 14000L.
- An energy-efficient LED luminaire that can be mounted individually or in a continuous row.
- Offers high performance lighting in a cost-efficient strip.
- Small profile body with no visible hardware or mounting holes.
- Tunable White (TW) options available.

### CONSTRUCTION

- Code gauge steel, pre-painted gloss white.
- Optional factory power coat providing a durable and premium finish.
- Symmetric diffuser is available with the round and square lens, providing smooth and even lighting.

### ELECTRICAL

- Voltage: 120-277V AC input
- Driver: Class 2, constant current, calibrated to lumen package (0-10V dimming standard)
- Operating temp: -40°C to +50°C (-40°F to +122°F).

### CONTROLS

- On/Off occupancy sensor and programmable smart sensor with daylight harvesting available.

### MOUNTING

- Surface and adjustable cable mount ready.
- Optional cable canopy and pendant mount accessories available.

### WARRANTY

- Backed by XtraLight's limited 5-year warranty.

### ORDER LOGIC

SAMPLE CATALOG NUMBER: **SPS4-5000L-50K-DIM-RD**

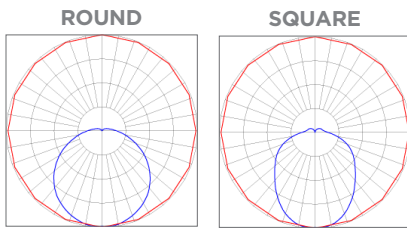
SPS	SIZE <sup>1</sup>	MODEL	CCT	DRIVER	LENS/OPTICS	OPTIONS			
	2 2 FT	1500L	30K 3000K	DIM Dim 0-10V, 120-277V	RD Round	EM <sup>2</sup> Emergency Battery Back-up SRG 20kA Surge Protector			
		2500L	35K 3500K		SQ Square				
		3500L	40K 4000K		NO None				
	4 4 FT	3000L	50K 5000K			OS Occupancy Sensor			
		5000L				S2 Smart Sensor, 8'H/48'D			
		7000L				S3 Smart Sensor, 20'H/40'D			
	8 8 FT	6000L				MW Powder Coat Matte White			
		10000L				FB Powder Coat Matte Black			
		14000L				SV Powder Coat Silver			
	2 2 FT	2000L	TW 2700K TO 6500K	DL Dali Program, 120-277V		CP Custom Powder Coat Color			
						4 4 FT	2000L	4000L	WG Wire Guard
									8 8 FT
						C10 <sup>3</sup> 10 ft cord for Canopy-B 10 ft accessory			

1. Custom sizes available (consult factory).  
 2. EM not available with 2 ft size option.  
 3. Must be paired with Canopy-B accessory.

# SLIM PROFILE STRIP

## SPS

### ISO LINES



### PHOTOMETRIC DATA

#### STANDARD

SIZE	MODEL	CCT	LENS / OPTICS	LUMENS	WATTAGE	EFFICACY
2 FT	1500L	5000K	RD	1404	9.8	143.2
			SQ	1434	9.8	146.3
	2500L		RD	2468	17.8	138.6
			SQ	2521	17.8	141.6
	3500L		RD	3419	26.0	131.5
			SQ	3493	26.0	134.4
4 FT	3000L	5000K	RD	3217	21.6	149.0
			SQ	3287	21.6	152.2
	5000L		RD	5023	35.7	140.7
			SQ	5132	35.7	143.8
	7000L		RD	6837	52.3	130.7
			SQ	6985	52.3	133.6
8 FT	6000L	5000K	RD	6435	43.2	149.0
			SQ	6574	43.2	152.2
	10000L		RD	10046	71.4	140.7
			SQ	10264	71.4	143.8
	14000L		RD	13674	104.6	130.7
			SQ	13674	104.6	133.6

#### LUMEN MULTIPLIER VS CCT

CCT	MULTIPLIER
3000K	0.955
3500K	0.962
4000K	0.991
5000K	1.0

#### TUNABLE WHITE

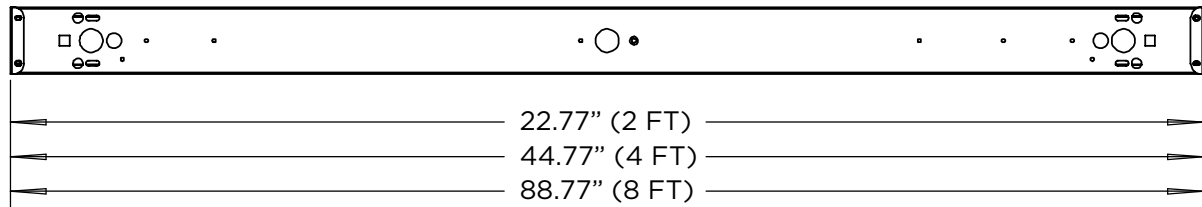
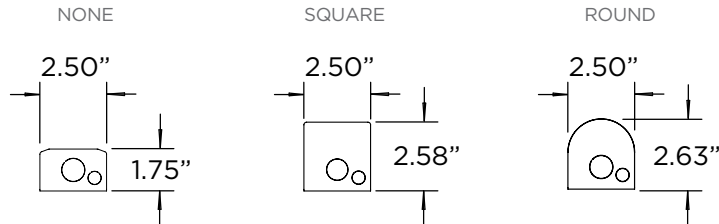
SIZE	MODEL	CCT	LENS / OPTICS	LUMENS	WATTAGE	EFFICACY
2 FT	2000L	2700K TO 6500K	RD	1820	17.0	107.0
			NO	2000	17.0	117.0
4 FT	4000L		RD	3640	34.0	107.0
			NO	4000	34.0	117.0
8 FT	8000L		RD	7280	68.0	107.0
			NO	8000	68.0	117.0

# SLIM PROFILE STRIP

## SPS

### DIMENSIONAL DATA

#### STANDARD SIZES



### ACCESSORIES (SOLD SEPARATELY)

PENDANT-A		
	LENGTH	FINISH
<b>18</b>	18" Pendant	<b>MW</b> Matte White
<b>24</b>	24" Pendant	<b>CM</b> Color Match
<b>36</b>	36" Pendant	

#### DESCRIPTION


- Stationary pendant & canopy set
- Thread 1/4" IP
- Requires two per single fixture
- For continuous row consult factory



PENDANT-B		
	LENGTH	FINISH
<b>18</b>	18" Pendant	<b>MW</b> Matte White
<b>24</b>	24" Pendant	<b>CM</b> Color Match
<b>36</b>	36" Pendant	

#### DESCRIPTION

- Swivel pendant & canopy set
- Thread 1/4" IP
- Requires two per single fixture
- For continuous row consult factory



CANOPY-B		
	LENGTH	FINISH
<b>4</b>	4 FT cable	<b>MW</b> Matte White
<b>10</b>	10 FT cable	<b>FB</b> Matte Black
		<b>CM</b> Color Match

#### DESCRIPTION

- White canopy kit
- Includes a pair of canopies, one with a power feed (5" diameter) and one without (2" diameter)
- Must select C4 or C10 in the order logic options



**MS0043** S-Hook

#### DESCRIPTION

**MS0351** 3 ft Chain

- S-hook & chain mounting option
- Custom length chain available (consult factory)



- Dimensional data shows end and bottom views for all standard sizes.
- Consult factory for product weights.