



Client:	
Order #:	
Project:	
Type:	

**DESCRIPTION**

The Cyclone Directional Wall Luminaire can be used in both interior and outdoor settings. This fixture features an extruded aluminum housing with die cast ballast housing, internal aluminum reflector, and clear tempered glass lenses. Typical locations are in commercial and retail spaces that contain walls and/or columns that require directional lighting.

**FEATURES**

- Constructed from a round, one piece high grade aluminum extrusion.
- Die cast arm.
- Powder coat finish with Anodized aluminum reflector.
- Includes a mounting bracket for installation to an electrical junction-box.
- Clear tempered glass lens and silicone gasket.
- Faceplate is secured to the housing by three captive, tamper resistant, stainless steel screws.
- Full cutoff (less than 5 lumens above 90°) in down-only position.
- CSA Listed for wet locations, IP65.
- Standard color is bronze; also available in black and white. Contact factory for custom finishes.
- Works with a 4" Octagonal Junction Box

**PERFORMANCE DATA**

**CRI**

80+

**CCT**

4000K, 5000K

**Projected Lifetime**

L70 - 182,000 Hours;  
L80 - 80,000 Hours

**Dimming**

0-10V Dimming Standard,  
10% down to 100%

**Operating Temperature**

-40°C to +55°C Ambient

**Warranty**

5 year Standard  
10 year Optional

**ORDERING INFORMATION**

<b>CYCLONE</b>							
	<b>B</b>	<b>C</b>	<b>D</b>	<b>E</b>	<b>F</b>	<b>G</b>	<b>H</b>

<b>A</b>	<b>FIXTURE SERIES</b>	
	Cyclone	Directional Wall Luminaire
<b>B</b>	<b>WATTAGE/LUMENS (DOWNLIGHT)</b>	
	20	20W/2308 <sup>2</sup>
	<b>(UPLIGHT/DOWNLIGHT COMBO)</b>	
	40	40W/4380 <sup>2</sup> (20W Up   20W Down)
<b>C</b>	<b>CCT</b>	
	40	4000K
<b>D</b>	<b>VOLTAGE</b>	
	UNV	120-277V
<b>E</b>	<b>FINISH</b>	
	BZ	Bronze <sup>1</sup>
	BL	Black

<b>F</b>	<b>DISTRIBUTION</b>	
	D	Downlight
	UD	Uplight/Downlight Combo
<b>G</b>	<b>OPTIONS</b>	
	E	Emergency
	PC1	Photocell (120V only)
	PC2	Photocell (277V only)
	WSF	Wired Single Fuse
	WDF	Wired Double Fuse
<b>H</b>	<b>WARRANTY<sup>3</sup></b>	
	-	5 Year Warranty
	10	10 Year Warranty
	10L	10 Year Warranty including labor

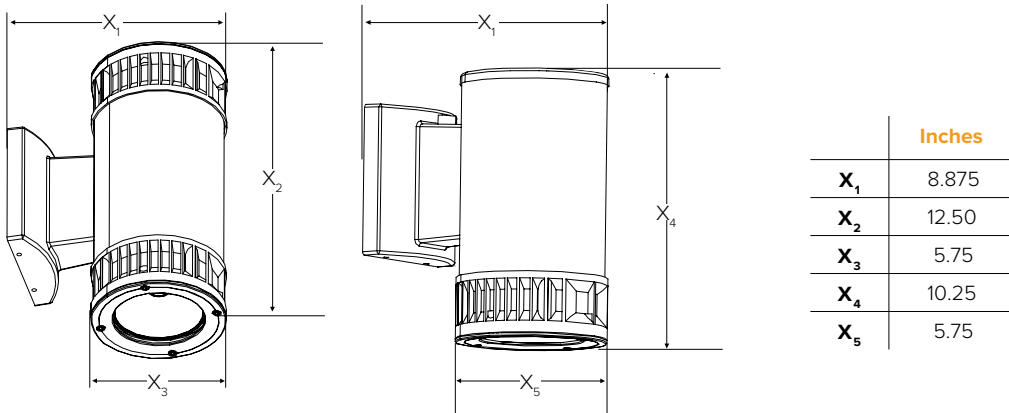
<sup>1</sup> Standard for fixture

<sup>2</sup> Delivered Lumens (4000K)

<sup>3</sup> 5 Year Warranty is Standard unless specified

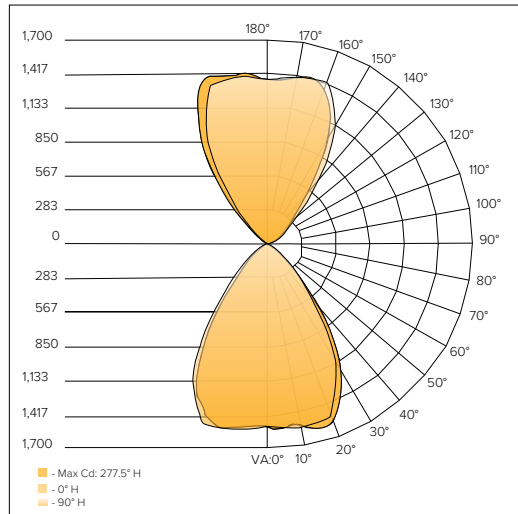


## DIMENSIONS

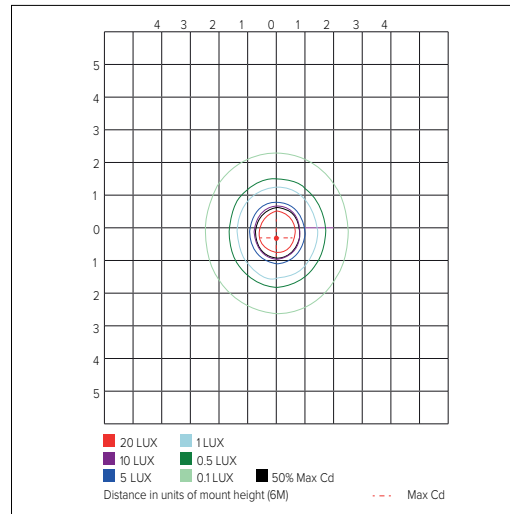


## PHOTOMETRICS

Model 40W 4000K



Isolux-Plot



Zonal Lumen Summary

Zone	Lumens	%Luminaire
0-30	1,225.7	28%
0-40	1,771.8	40.5%
0-60	2,187.3	50%
60-90	113.0	2.6%
70-100	42.4	1%
90-120	100.3	2.3%
0-90	2,300.2	52.6%
90-180	2,076.1	47.4%
0-180	4,376.4	100%

Delivered Lumens: 1539  
CRI: 80

## LUMEN OUTPUT

Distribution	Wattage	4000K
Downlight or Uplight (D)	20	2308
Uplight/Downlight Combo (UD)	40 (20/20)	4380

## PHOTOCELL



## LED Battery Backup

- Provides 90 mins of backup power.
- 100-277/50-60Hz Input Voltage
- Operation Temp Range: 0°-50°C
- Green LED Indicator for Stand-by Mode
- Optional Test Switch
- Short-Circuit, Overload, and No Load Protection
- Low Battery Shutdown to Protect Battery From Deep-Discharging
- RoHS Compliant

